




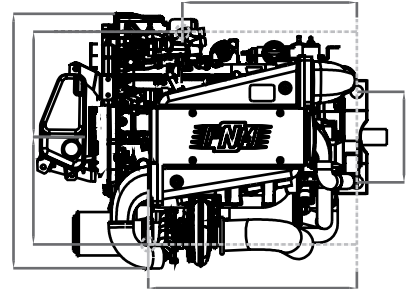
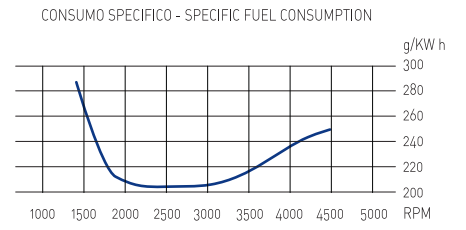
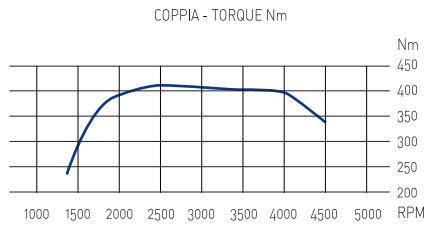
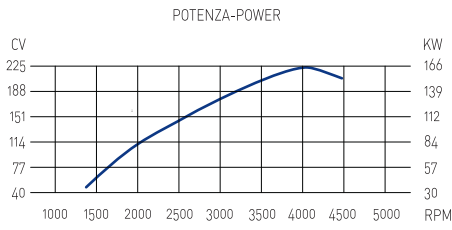
MARINE DIESEL ENGINES



FNM HPEP 225

Configuration	4-stroke cycle, twin camshaft, 20 V
Maximum output at crankshaft	165 kW/225 hp at 4000 rpm
Maximum output at propeller	157 kW/214 hp at 4000 rpm
Maximum torque	416 Nm at 2500 rpm
Displacement	2.387 c.c.
Bore x stroke	82 x 90,4 mm
Cylinders	5, in-line
Combustion system	Direct injection Common Rail
Aspiration	Supercharged with variable geometry turbine
Starting system	Electric starting 12 V – 2,1 kW
Alternator	12 V – 140 A
Cooling system	Double water cooling system with heat exchanger
Lubrication system	Totally enclosed, forced lubricating system with pump
Max. mounting inclination	14°
Dry weight without stern drive	290 kg
Environmental	RCD 2003/44/CE ed EPA TIER 2
Engine mounting	Rubber type anti-vibration mounting

Power according ISO 8665, tolerance 5%, Diesel fuel according EN 590



EXHAUST RISER DIAMETER
FUEL LINE INLET DIAMETER
SEA WATER LINE INLET DIAMETER

Compliant with the RCD 2003/44/CE and EPA TIER 2 emission standards.